

Overview

# Cassette UniLine

For specific use in ceiling grids

Advantages

- 1 EC radial fan
- 2 Anti-twist device
- 3 Fixing angle
- 4 Filter
- 5 Service flap
- 6 Silent Automation

Details

Data



Overview

# Cassette UniLine

For specific use in ceiling grids

Advantages

Details

Data



Overview


# Cassette UniLine

For specific use in ceiling grids

Advantages

Details

Data





Overview


# Cassette UniLine

For specific use in ceiling grids

Advantages

Details

Data



Overview


# Cassette UniLine

For specific use in ceiling grids

Advantages

Details

Data



Overview

# Cassette UniLine

For specific use in ceiling grids

Advantages

Details

Data





Overview

# Cassette UniLine

For specific use in ceiling grids

Advantages

Details

Data



## Overview

### Fit into any ceiling grid

Do your plans include a suspended ceiling? Then opt for Cassette-UniLine. They are hidden in the suspended ceiling and fit into a 600 mm or 625 mm ceiling grid.

## Advantages

## Details

## Data

### When it needs to be compact ...

... the simple connection is included: the unit and casing are a compact unit; the connections for electricity and water are lead out through the side of the unit. As a result, it can be installed close to the ceiling.





## Overview

### Energy saving and silent

Silent AutoMotion allows high air discharge velocities at low air volumes. The operation in a low mode results in reduced sound emissions. The UniLine features an energy efficient drive concept through the use of EC technology.

## Advantages

## Details

## Data

### Step this way!

One step – and your customers are in a pleasant sales environment. Open doors reduce our reluctance to enter a shop – and besides, UniLine air screening reduces energy losses.



## Overview

### Small shops and large malls

Cassette-UniLine effectively screen doors from cold air – with a height of up to 3 metres, individual or on a broad-scale.

## Advantages

## Details

## Data

### Maintenancefriendly

Make your in-house facilities manager your friend: virtually the entire underside of the unit acts as a service flap. The large filter and interior of the unit can be accessed in just a few simple steps.





Overview

Advantages

Details

Data



Radial fan



Mounting bracket



Service flap



Anti-twist device



Filter

## Combined controller



- fan speed control 0-100 %
- operation mode switch standby, winter and summer
- control input door contact for automatic speed-up and device release
- optional: room temperature mode (standby mode) in absence operation

## KaControl room automation

- Can be used with EC and AC fans
- Factory fitted KaControl technology to set up complete networked systems based on a KaControl system
- Interfaces for BACnet\* or Modbus building automation as an optional plug-in module
- 0-10 V analogue input to control the fan and valve via a single data point
- Room control unit design with intuitive user guidance
- Integrated timer program



KaController with side operating keys



KaController with one-button operation



Overview

Advantages

Details

Data



Radial fan



Mounting bracket



Service flap



Anti-twist device



Filter

## Combined controller



- fan speed control 0-100 %
- operation mode switch standby, winter and summer
- control input door contact for automatic speed-up and device release
- optional: room temperature mode (standby mode) in absence operation

## KaControl room automation

- Can be used with EC and AC fans
- Factory fitted KaControl technology to set up complete networked systems based on a KaControl system
- Interfaces for BACnet\* or Modbus building automation as an optional plug-in module
- 0-10 V analogue input to control the fan and valve via a single data point
- Room control unit design with intuitive user guidance
- Integrated timer program



KaController with side operating keys



KaController with one-button operation

Overview

Advantages

Details

Data



Radial fan



Mounting bracket



Service flap



Anti-twist device



Filter

## Combined controller



- fan speed control 0-100 %
- operation mode switch standby, winter and summer
- control input door contact for automatic speed-up and device release
- optional: room temperature mode (standby mode) in absence operation

## KaControl room automation

- Can be used with EC and AC fans
- Factory fitted KaControl technology to set up complete networked systems based on a KaControl system
- Interfaces for BACnet\* or Modbus building automation as an optional plug-in module
- 0-10 V analogue input to control the fan and valve via a single data point
- Room control unit design with intuitive user guidance
- Integrated timer program



KaController with side operating keys




KaController with one-button operation

Overview

Advantages

Details

Data



Radial fan



Mounting bracket



Service flap



Anti-twist device



Filter

## Combined controller



- fan speed control 0-100 %
- operation mode switch standby, winter and summer
- control input door contact for automatic speed-up and device release
- optional: room temperature mode (standby mode) in absence operation

## KaControl room automation

- Can be used with EC and AC fans
- Factory fitted KaControl technology to set up complete networked systems based on a KaControl system
- Interfaces for BACnet\* or Modbus building automation as an optional plug-in module
- 0-10 V analogue input to control the fan and valve via a single data point
- Room control unit design with intuitive user guidance
- Integrated timer program



KaController with side operating keys



KaController with one-button operation



Overview

Advantages

Details

Data



Radial fan



Mounting bracket



Service flap



Anti-twist device



Filter

## Combined controller



- fan speed control 0-100 %
- operation mode switch standby, winter and summer
- control input door contact for automatic speed-up and device release
- optional: room temperature mode (standby mode) in absence operation

## KaControl room automation

- Can be used with EC and AC fans
- Factory fitted KaControl technology to set up complete networked systems based on a KaControl system
- Interfaces for BACnet\* or Modbus building automation as an optional plug-in module
- 0-10 V analogue input to control the fan and valve via a single data point
- Room control unit design with intuitive user guidance
- Integrated timer program



KaController with side operating keys



KaController with one-button operation

# Performance data

Size	Max. discharge height <sup>1)</sup> [m]	max. door width [m]	Air volume <sup>2)</sup> [m <sup>3</sup> /h]	Heat output <sup>3)</sup> [kW]	Sound pressure level <sup>4)</sup> [dB(A)]
<b>UniLine with AC motor</b>					
<b>10</b>	2,0 - 3,0	1,0	600 - 1390	6,7 - 10,2	36 - 57
<b>15</b>	2,3 - 3,0	1,5	930 - 2130	9,6 - 17,4	37 - 58
<b>20</b>	2,3 - 3,0	2,0	1210 - 2820	13,1 - 24,2	39 - 59
<b>25</b>	2,3 - 3,0	2,5	1660 - 4000	18,0 - 33,9	40 - 60
<b>UniLine with EC motor</b>					
<b>10</b>	2,0 - 3,0	1,0	290 - 1410	3,4 - 10,3	27 - 56
<b>15</b>	2,3 - 3,0	1,5	410 - 2540	5,3 - 19,5	31 - 57
<b>20</b>	2,3 - 3,0	2,0	580 - 2820	7,6 - 24,1	30 - 59
<b>25</b>	2,3 - 3,0	2,5	710 - 3980	9,6 - 33,7	33 - 60

<sup>1)</sup> at good to average pressure ratios/requirements/conditions

<sup>2)</sup> switchable in 5 stages or continuously variable

<sup>3)</sup> at LPHW 75/65 °C, EAT = 20 °C

<sup>4)</sup> the sound pressure levels were calculated based on an expected room insulation of 16 dB(A). This corresponds to a distance of 3 m, a room volume of 2000 m<sup>3</sup> and a reverberation time of 1.0 s .


[Performance data](#)
[Dimensions](#)
[Comparison EC/AC 1](#)
[Comparison EC/AC 2](#)
[SAM function](#)

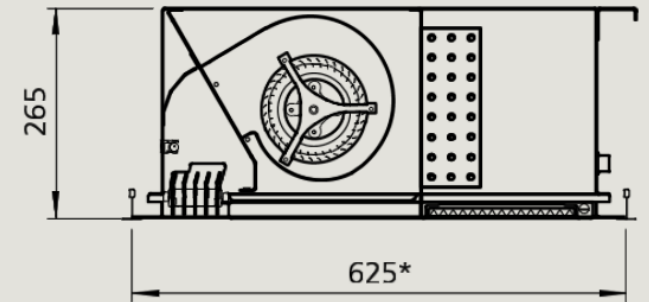
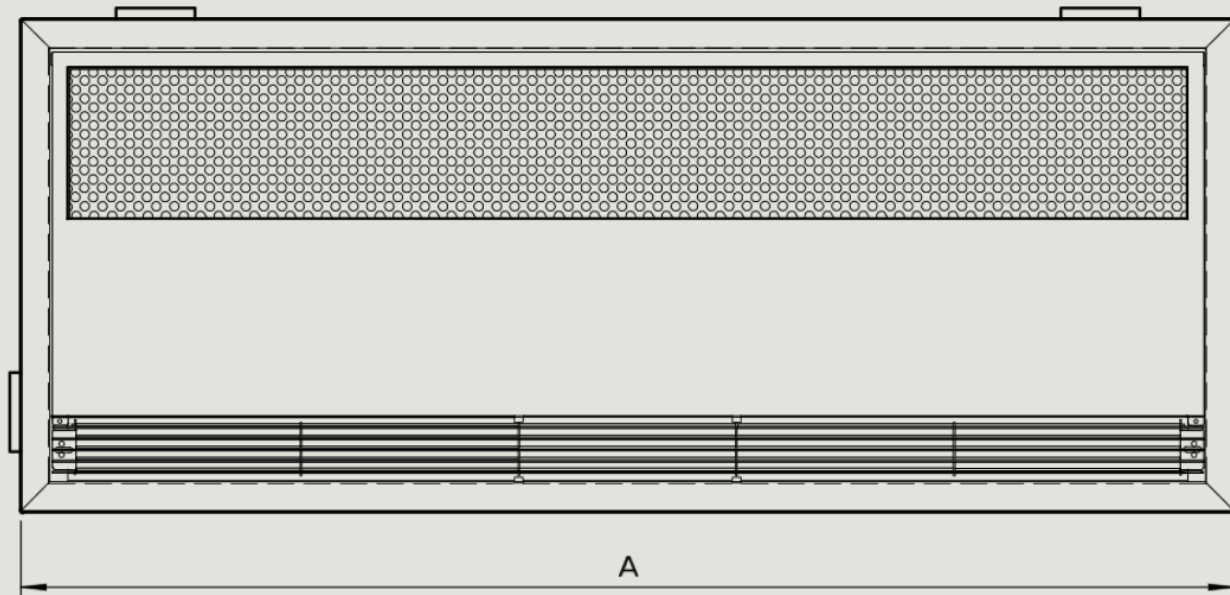
Overview

# Dimensions

Advantages

Details

Data



	10	15	20	25
	[mm]	[mm]	[mm]	[mm]
<b>A</b>	1035	1535	2035	2535



Performance data

Dimensions

Comparison EC/AC 1

Comparison EC/AC 2

SAM function

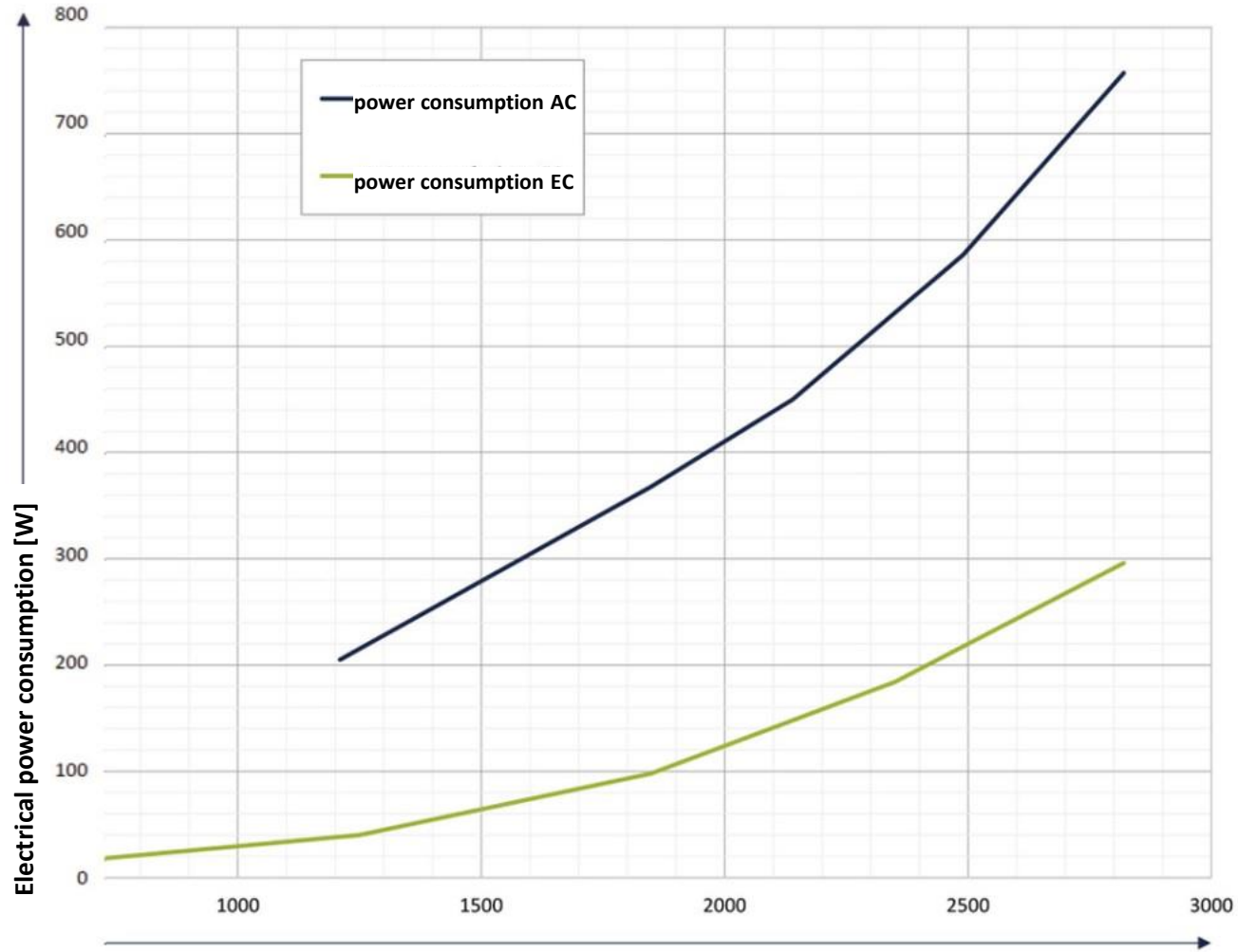


Overview

Advantages

Details

Data



Performance data

Dimensions

Comparison EC/AC 1

Comparison EC/AC 2

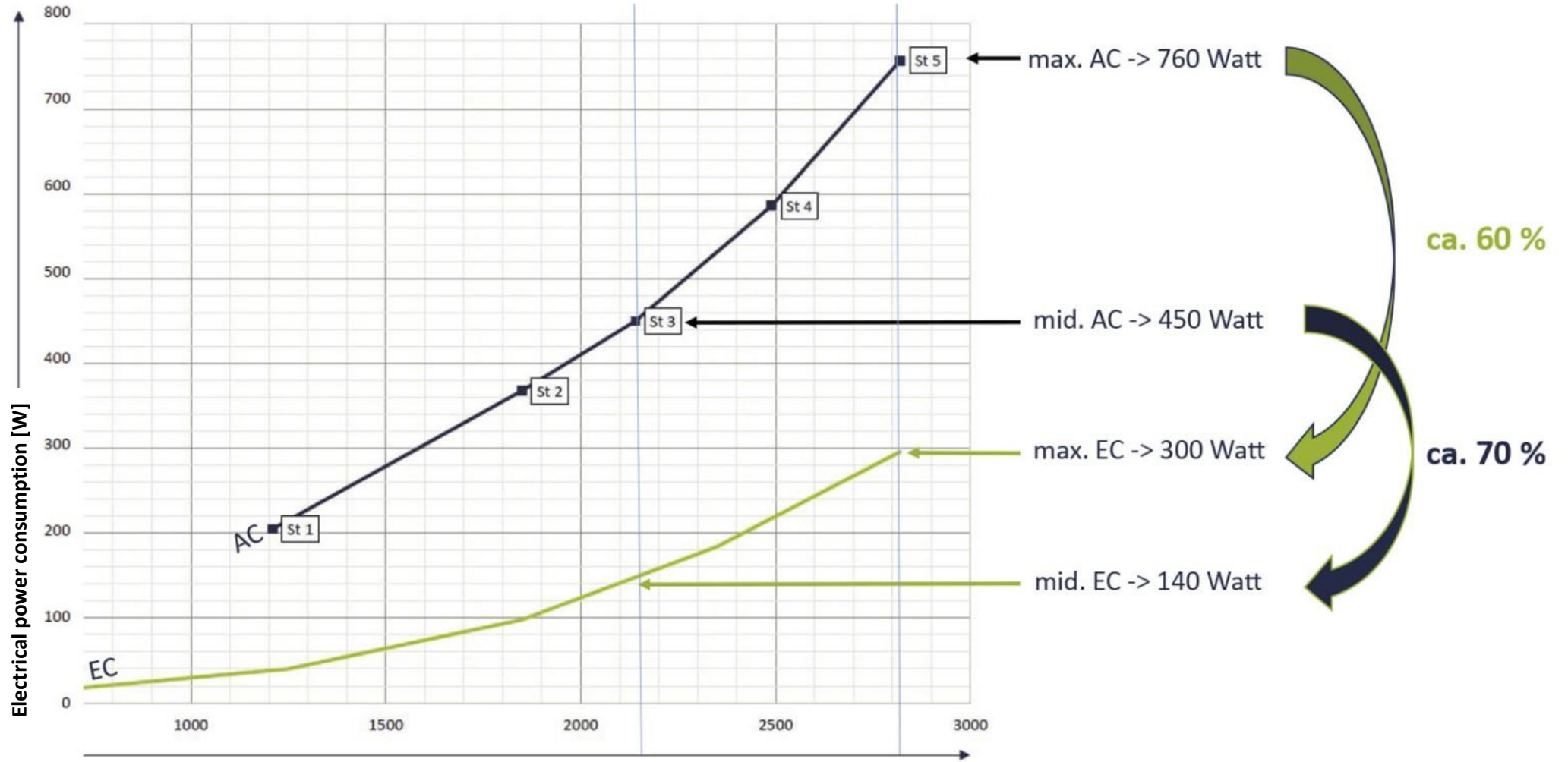
SAM function

Overview

Advantages

Details

Data



Performance data

Dimensions

Comparison EC/AC 1

Comparison EC/AC 2

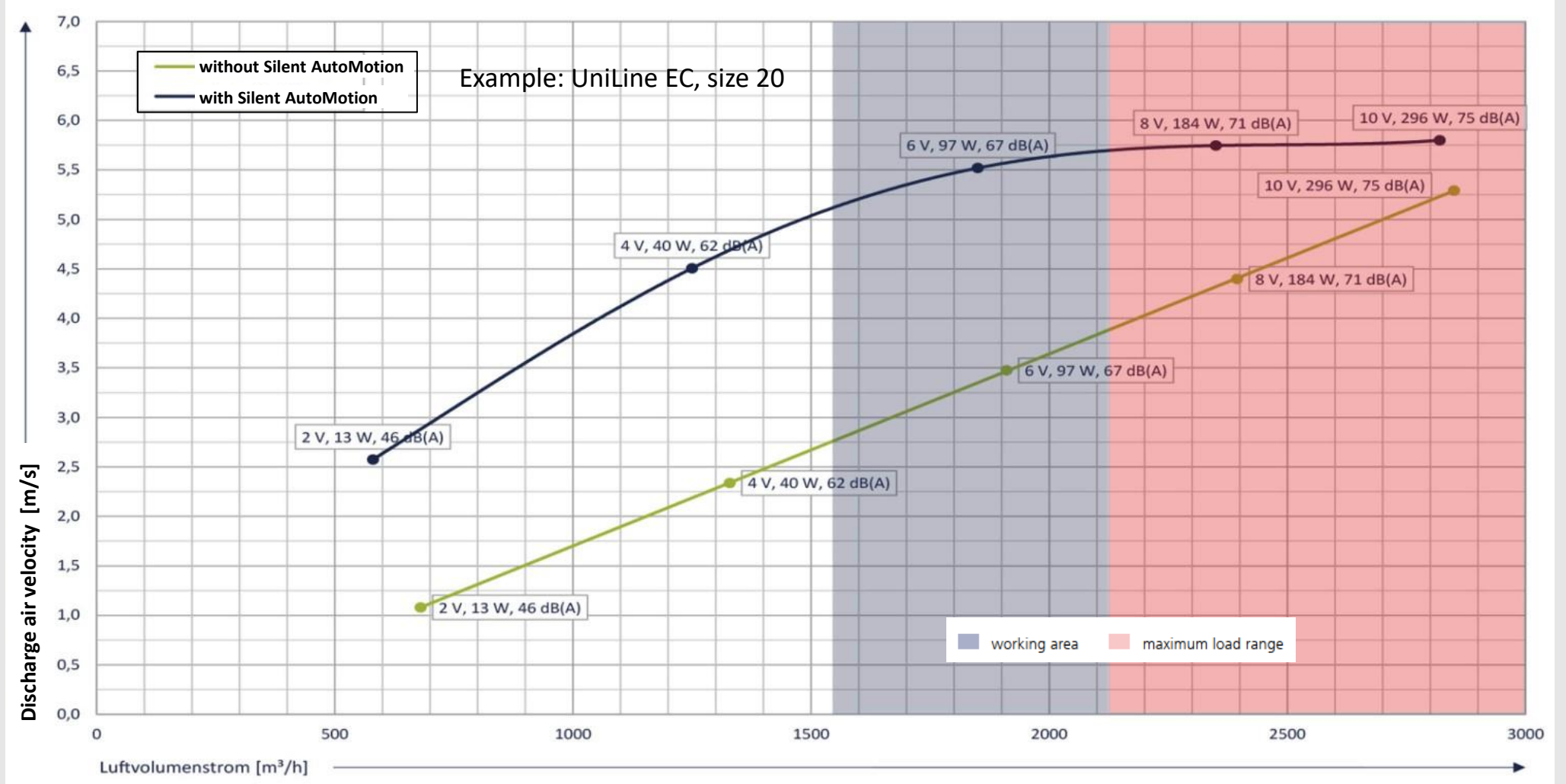
SAM function

Overview

Advantages

Details

Data



Performance data

Dimensions

Comparison EC/AC 1

Comparison EC/AC 2

SAM function